


# MORTEX

## Channel Rite™ - Instructions

To join pieces together, use a 6" piece of 1.5" PVC pipe (coupler). Secure with PVC glue.



Make sure to join angles together with a coupler (6" piece of PVC).



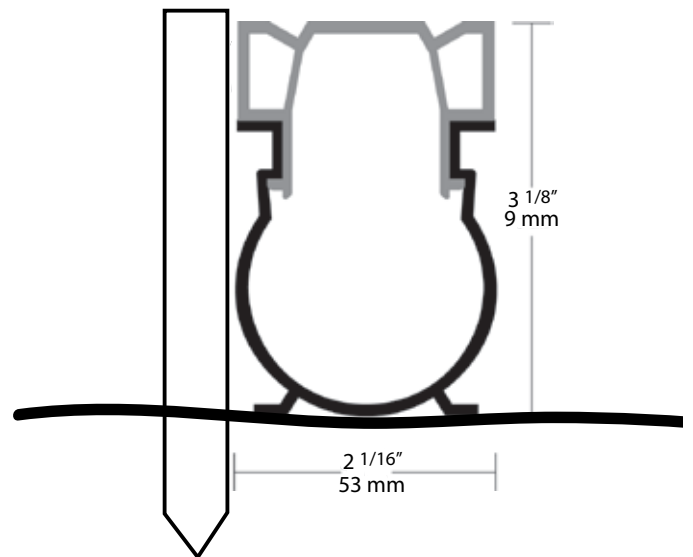

### Installation Instructions:

Grade the sub-soil sloping toward the Channel Rite. Assemble the Channel Rite top and bottom before installation, offsetting ends. Stakes can be used to position channel and be removed during pour. Use 1.5" PVC pipe to connect two pieces and to connect angles. Always insert at least 3 - 6" couplers inside the bottom channel (1 each end, 1 in the middle) to prevent buckling during pour. Always secure couplers and top with PVC glue.

End Cap - Secure with PVC glue.



End Cap with a PVC Coupler



The manufacturer offers this product and information in good faith, but without guarantee either expressed or implied, as conditions and methods of use of our products are beyond our control.