

# HARDTOP

## Color Hardener & Powdered Release

### Color Hardener

#### Product Description & Use

Mortex Hardtop Color Hardener is a finely ground powdered, colored cement that is used for coloring and hardening freshly poured concrete. It can be dispersed over the surface as an independent coloring agent, or used in conjunction with Mortex Powdered Release agent and stamp or imprinting tools.

#### Preparation

All surrounding areas must be masked off. Concrete should be screeded, wood floated and there should be no signs of excess bleed water. The concrete should not initially be troweled because it will be difficult to work the color hardener into the surface. Troweling should only be done after the final broadcast of color.

Use gloves to reach into the bucket and remix the material. If using multiple buckets, the product should be intermixed.

Jobsite samples are highly recommended.

#### Application

Reach into the bucket with your hand and scoop some material out. Broadcast the material over the concrete. Two different application of the product should be used totaling 60 lbs of material for every 100 sq feet. If using a lighter color, more product should be used. After the first broadcast of material the concrete should be wood floated, but not troweled. After the second application of material the concrete can be troweled ensuring not to over trowel and cause discoloration.

#### Sealing the Surface

After the surface has been allowed to cure for 28 days, Mortex Clear Seal should be applied to the surface. Multiple coats maybe desirable.

### Powdered Release

#### Product Description & Use:

Mortex Hardtop Powdered Release is a finely ground powdered pigment that is designed to be used with stamp pads or other textured concrete imprinting tools on freshly poured concrete. It provides a contrasting color when used in conjunction Mortex Hardtop Color Hardener or colored concrete while providing a clean release of the stamp pad or imprinting tools.

#### Preparation

All surrounding areas must be masked off.

Use gloves to reach into the bucket and remix the material. If using multiple buckets, the product should be intermixed.

Jobsite samples are highly recommended.

#### Application

After the Color Hardener is applied and the surface has been troweled, the Powered Release can be applied. Use a contrasting color to the Color Hardener for best results. Broadcast the material with your hand onto the concrete. Stamp pads or imprinting tools should then immediately be used. After the concrete has reached its initial strength (commonly the next day), the surface should be swept and then thoroughly washed with a garden hose and heavy spray nozzle to remove any Powdered Release that has not absorbed into the concrete surface.


Powdered Release may be used on freshly tinted concrete vs. Hardener, followed with the application of stamp pads or other imprinting tools.

#### Sealing the Surface

After the surface has been allowed to cure for 28 days, Mortex Clear Seal should be applied to the surface. Multiple coats maybe desirable.



## HardTop® Colors




Beach




Biscuit



Glaze



Bittersweet



Dust Devil



Sierra




Tuff




Chestnut



Heat



Sizzle



Cashmere



Butte




Oregon Trail



Low Land



Cattail



Dusk



Overcast



Nimbus

H - Hardener

R - Release

All colors shown are approximate

Mortex Manufacturing Co., Inc.  
1818 W. Price Street  
Tucson, AZ 85705-2217  
USA

Toll-Free: 800.338.3225  
Phone: 520.887.2631  
Fax: 520.293.8884

www.mortex.com



For over 45 years, Mortex™ has been the contractor's choice for innovative and superior quality products. In 1962, Mortex revolutionized the swimming pool industry with the introduction of our Keystone Kool Deck product, that literally changed the face of swimming pool decks forever. Since then, Mortex has continued to set the industry standards for product innovation, quality and customer service.

Mortex, Kool Deck, Keystone Kool Deck and Designer Color Collection are trademarks or registered trademarks of Mortex Manufacturing Co., Inc.